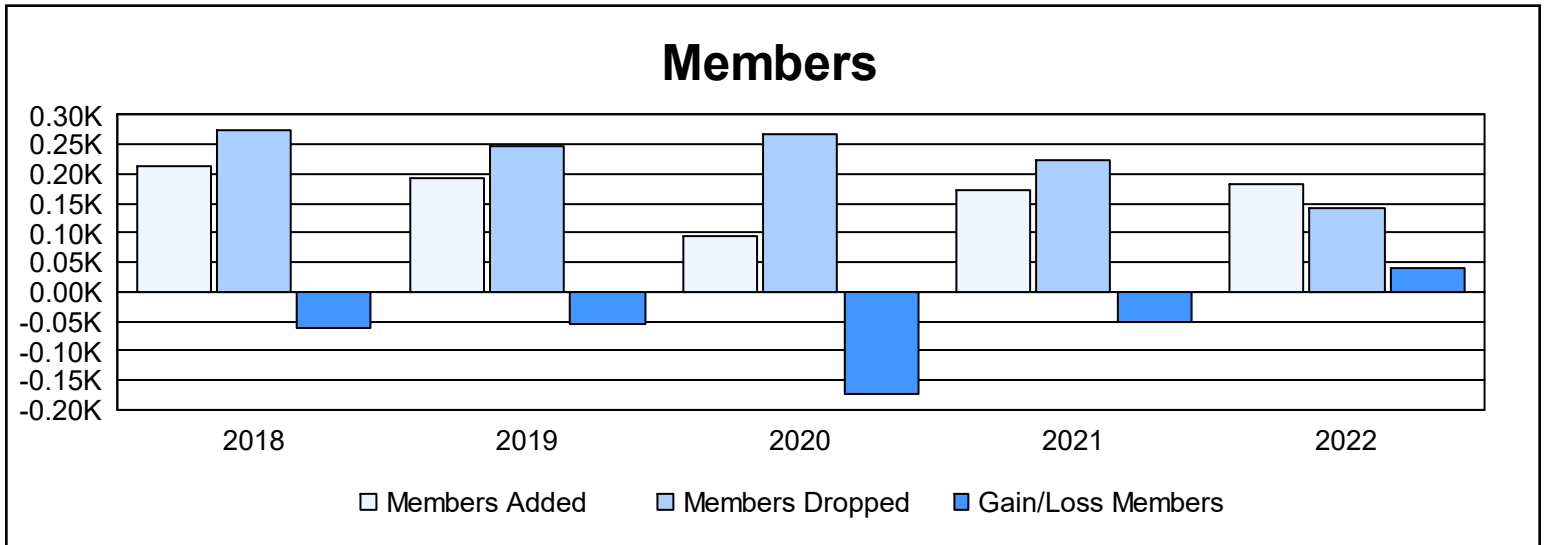
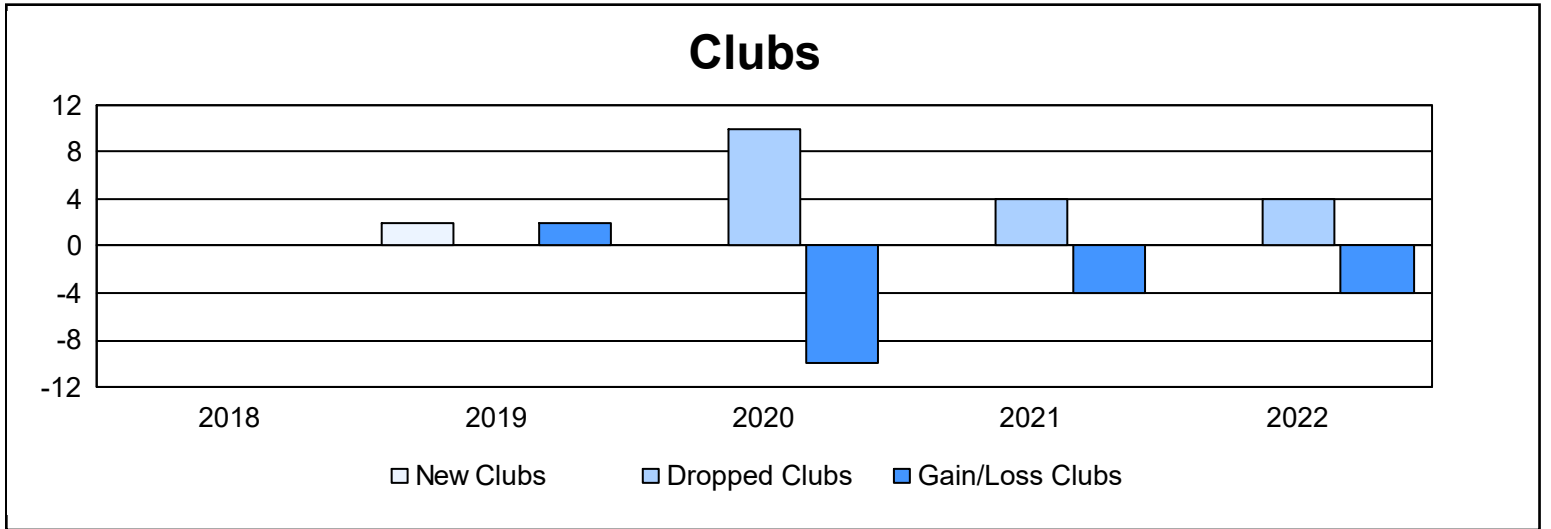
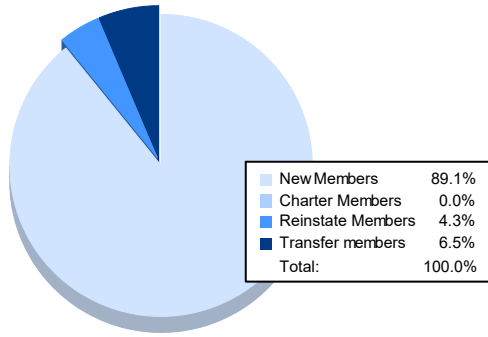


Year	New Clubs	Dropped Clubs	Gain/ Loss Clubs	New Members	Charter Members	Reinstate Members	Transfer Members	Total Member Added	Total Members Dropped	Gain/ Loss Members
2017-2018	0	0	0	175	4	18	18	215	276	-61
2018-2019	2	0	2	125	49	6	14	194	248	-54
2019-2020	0	10	-10	69	1	11	12	93	266	-173
2020-2021	0	4	-4	145	4	14	9	172	222	-50
2021-2022	0	4	-4	164	0	8	12	184	143	41
<b>Average</b>	<b>0</b>	<b>4</b>	<b>-3</b>	<b>136</b>	<b>12</b>	<b>11</b>	<b>13</b>	<b>172</b>	<b>231</b>	<b>-59</b>



### Membership Composition June 2022 Cumulative



### Gender Composition June 2022 Cumulative

